



The Ultimate Countertop Selection Guide

Remodeling your kitchen is an exciting journey, but choosing the right countertop can feel overwhelming with so many options available. This guide breaks it all down for you, helping you compare materials, understand maintenance requirements, and budget effectively for your remodel. Let's dive in!



Table of Contents



<u>Understanding Countertop Materials</u>	01
<u>Detailed Comparison of Popular Countertop Materials</u>	02
<u>Tips for Maintenance and Care</u>	06
<u>Choosing the Right Edge Profiles</u>	07
<u>Budgeting for Your Countertop Remodel</u>	08
<u>Top Countertop Trends for 2025</u>	09
<u>Common Countertop Mistakes to Avoid</u>	10
<u>Final Checklist Before Choosing Your Countertop</u>	11
<u>FAQs</u>	12

Understanding Countertop Materials

Your countertops are one of the most hard-working surfaces in your kitchen. They need to endure daily use while looking beautiful. You'll need to balance durability, design, maintenance, and budget to choose the right material.

Key Questions to Ask:

- How often do you cook? If you use your kitchen daily, prioritize durable, low-maintenance materials.
- What's your preferred design style? Do you lean towards sleek, modern, traditional, cozy, or luxurious and bold?
- How much time can you dedicate to maintenance? Materials like quartz are virtually maintenance-free, while marble requires regular care.

What's your budget? Consider material, installation, and additional features like edge profiles and backsplashes.



Detailed Comparison of Popular Countertop Materials

Let's take a closer look at **quartz, granite, marble, and soapstone**—four of the most popular options in kitchen design. Each offers unique advantages.

Quartz

Quartz countertops are engineered from crushed quartz and resin, making them exceptionally durable and customizable.

Key Features:


- **Non-Porous Surface:** Resistant to stains, bacteria, and mold.
- **Custom Designs:** Available in many patterns, mimicking marble or granite.
- **Low Maintenance:** No sealing required.

Best Uses:

- Perfect for busy households where spills and scratches are frequent.
- Works well in modern kitchens with sleek, uniform designs.

Cost: \$70–\$150 per square foot, including installation.

Pro Tip: Use quartz in kitchens where low maintenance and a polished look are priorities.



Granite

Granite is a natural stone that remains a classic choice for its beauty and durability. It was formed over millions of years, ensuring no two slabs are alike.

Key Features:


- **Durable:** Heat and scratch-resistant, making it ideal for busy kitchens.
- **Unique Patterns:** Natural veining and speckling add character.

Best Uses:

- Ideal for homeowners who value natural, unique designs.
- Works well in traditional or farmhouse-style kitchens.

Cost: \$40–\$100 per square foot, depending on the stone's rarity.

Pro Tip: Invest in annual sealing to keep your granite countertops stain-free.



Marble

Known for its luxurious aesthetic, marble is a natural stone that instantly elevates any kitchen design.

Key Features:



- **Cool Surface:** Great for baking and pastry preparation.
- **Timeless Elegance:** Its veining patterns create a classic look.

Best Uses:

- Perfect for homeowners prioritizing aesthetics over functionality.
- Ideal for kitchens with a traditional or luxurious design theme.

Cost: \$75–\$250 per square foot, depending on the quality and rarity of the marble.

Pro Tip: Use marble sparingly, such as on an island, to reduce maintenance efforts while adding a luxurious touch.



Soapstone

Soapstone is a natural stone with a smooth, matte finish that ages beautifully over time, developing a patina.

Key Features:

- **Non-Porous:** Naturally resistant to stains and bacteria.
- **Aging Character:** The surface darkens and develops a unique patina over time.

Best Uses:

- Great for homeowners seeking a warm, rustic vibe.
- Works well in vintage or industrial-style kitchens.

Cost: \$60-\$120 per square foot.

Pro Tip: Regularly apply mineral oil to enhance its aging process and highlight its natural beauty.



Tips for Maintenance and Care

Proper care can keep your countertops looking pristine for years. Here are detailed tips for maintaining each material:

Quartz

- Clean daily with mild soap and water.
- Avoid abrasive pads or harsh cleaners, which can dull the finish.
- Use trivets for hot pans, as prolonged heat exposure can damage resin binders.

Granite

- Reseal every 6–12 months to maintain its resistance to stains.
- Wipe up spills immediately, especially oils or acidic substances.
- Use a granite-specific cleaner for routine cleaning.

Marble

- Seal every 3–6 months to protect against etching and staining.
- Clean with a pH-neutral cleaner; avoid acidic cleaners.
- Always use coasters and cutting boards to prevent damage.

Soapstone

- Apply mineral oil periodically to enhance its patina.
- Sand out scratches with fine-grit sandpaper, then reapply oil.
- Clean with soap and water; avoid abrasive cleaners.



Choosing the Right Edge Profiles

Edge profiles may seem like a minor detail, but they can transform the look and functionality of your countertops.

Popular Edge Profiles:

Straight Edge:

Clean and contemporary, suitable for modern kitchens.



Beveled Edge:

Features a polished angle, adding a touch of elegance.



Ogee Edge:

A classic, curved profile perfect for traditional designs.



Waterfall Edge:

A dramatic option where the countertop material flows down the sides of the cabinets.



Pro Tip: For durability, avoid intricate edges in high-traffic kitchens where chipping may occur.

Budgeting for Your Countertop Remodel

Step 1: Estimate Material Costs

- Quartz: \$70–\$150 per square foot.
- Granite: \$40–\$100 per square foot.
- Marble: \$75–\$250 per square foot.
- Soapstone: \$60–\$120 per square foot.

Step 2: Factor in Installation

Installation typically adds 20–50% to the material cost. Custom designs, large slabs, or complex edge profiles may increase the cost.

Step 3: Plan for Extras

- Backsplashes: \$20–\$50 per square foot.
- Sink Cutouts: \$150–\$300 each.
- Edge Profiles: \$10–\$30 per linear foot, depending on the complexity.



Top Countertop Trends for 2025

Bold Veining:

Marble-inspired quartz with dramatic veining patterns is trending.



Textured Finishes:

Leathered granite and honed quartz add depth and tactile appeal.



Integrated Countertops:


Seamless designs that incorporate backsplashes and sinks are in high demand.



Common Countertop Mistakes to Avoid

Ignoring Maintenance:

Select a material that aligns with your lifestyle and willingness to maintain it.



Overlooking Lighting:

The same countertop can look dramatically different under various lighting conditions.



Underestimating Budget:

Always account for installation and additional features.



Final Checklist Before Choosing Your Countertop

Use this checklist to make an informed decision:

- Does the material align with your kitchen's style?
- Is it durable enough for your cooking habits?
- Are you prepared for its maintenance requirements?
- Does it fit within your overall remodel budget?



FAQs

Q1: What's the most durable countertop material?

Quartz is highly durable, resistant to scratches, stains, and heat, making it a top choice for busy kitchens.

Q2: How do I maintain soapstone countertops?

Clean with soap and water, buff scratches with sandpaper, and apply mineral oil to maintain its patina.

Q3: What's the best material for a modern kitchen?

Quartz offers sleek, uniform patterns ideal for contemporary designs, while granite adds unique character to modern spaces.




Turn Your Kitchen Dreams into Reality!

Ready to create a kitchen that's as beautiful as it is functional? Let us guide you in choosing the perfect countertop to match your style, needs, and budget. Our expert design consultation makes it easy to bring your vision to life.

Here's What You'll Get:

- Personalized recommendations based on your preferences and lifestyle.
- Expert guidance on selecting the right material, color, and edge profile.
- Budget planning and insight into the latest countertop trends.

Schedule Your Free Design Consultation Today!

-  Call us at 360-588-4146
-  Email us at jenna@integritystonework.com
-  Visit [IntegrityStonework.com](https://www.integritystonework.com) to book your consultation online.

Don't wait—transform your kitchen with Integrity Stonework's expert touch. **Schedule now and let's make your dream kitchen a reality!**